

# PERGO®

ORIGINAL LAMINATE  
COLLECTION 2026





## FLOORS FOR REAL LIFE

At Pergo we build strikingly beautiful, extremely hard-wearing floors. No shortcuts, no compromises, just the best in Scandinavian function, design and engineering. We invented laminate flooring and in fact, we've been innovating floors that have gone from strength to strength since the 1970's. Floors that are easy to install and maintain. And with one of the widest ranges around in wood, vinyl and laminate, you're sure to find the perfect one for you.

Come in and look around.

KUNGSHAMN L0372-08249 HERITAGE OAK

## 05

---

### WHY PERGO LAMINATE FLOORS

Our laminate floors are easy to clean, simple to install and built to last. And come with a complete range of formats and styles to suit your home.

## 07

---

### A SENSATION IN FLOORING

With the look and feel of natural beauty, you wouldn't believe it's not wood.

## 08

---

### FLOORS FOR A LIFETIME

Our floors are crafted to endure – from the moment they're installed into your home, for a lifetime.

## 10

---

### OUR COLLECTIONS

What's your style? From rustic to elegant, there's a Pergo laminate floor to enhance your home.

## 44

---

### ACCESSORIES

It is the little things that make big things happen. Complete the look and feel with Pergo accessories of your choice.



Every plank of a Pergo laminate floor is covered with our patented TitanX™ that protects your floor from scratches and wear throughout its lifetime. So it will take a beating, even if you're playing with toys, moving furnitures or dancing around.

ODENSE L0363-06792 OATMEAL OAK  
PROFILE PGINCP06792

## WHY PERGO LAMINATE FLOORS?

Pergo laminate floors are built with Scandinavian aesthetics and simplicity for people who love to be active. Scratch resistant and able to withstand wear and tear, they are the perfect floors to play on with the kids, dance to the beat, or just chill in a yoga pose.

Our Pro laminate floors are the perfect choice to life-proof your home. Use these floors on those high-traffic, hard wear areas like kitchens and hallways where there's lots of coming and going, playing or dropping things. It's that sense of beautiful, functional living you come to expect from Pergo. After all, we invented laminate flooring in the first place.



### RESISTANT TO SCRATCHES AND WEAR

Every plank is covered with our patented TitanX™ protection. This gives the floor high resistance to scratches and wear.



### WATERPROOF\* AND EASY TO CLEAN

All our laminate floors have AquaSafe technology, which keeps your floor waterproof and simple to clean. The floors come with a wet warranty up to 15 years\*\*.



### NATURAL LOOK & FEEL

All our laminate floors are incredibly true to nature in their design and structure. Additionally, the floor will maintain its color and will not fade over time.



### EASY TO INSTALL

Just click into place with the glueless PerfectFold™, Uniclic® or Unizip® click system.



### PERFECT FINISH

From faultless installation, to seamless finishing and worry-free maintenance of your beautiful new floor. Choose from the wide range of accessories.



### UP TO LIFETIME WARRANTY\*\*

All Pergo laminate floors come with an up to lifetime warranty, so that you can live life to the fullest, without worrying.

\* Tested according to ISO 4760 (no leakage) and is not following EN13553 standards designed for welded resilient floor coverings.

\*\* For full warranty conditions, go to [pergo.com](http://pergo.com).



## RESISTANT TO SCRATCHES & WEAR

**TITANX™ - TOUGH PER DEFAULT**  
 Every plank of a Pergo laminate floor is covered with our patented TitanX™ technology, which means it has high resistance to wear and scratches.

This superior toplayer ensures those high traffic areas like kitchens, hallways and living rooms are well protected.

Read more about the build-up of a laminate plank and our extra durable options, on page 58.



## WATERPROOF

**BECAUSE LIFE'S TOO SHORT TO WORRY ABOUT WATER**  
 All Pergo laminate floors have AquaSafe, our in-house developed technology that creates a sealed, waterproof\* surface all the way down into the bevels, preventing water from penetrating the floor. It simply stands on the surface and you can easily wipe it away.



\* Tested according to ISO 4760 (no leakage) and is not following EN13553 standards designed for welded resilient floor coverings.



## NATURAL ON A WHOLE OTHER LEVEL

**SENSATION FLOORS - SEE AND FEEL THE DIFFERENCE**

With Pergo Sensation laminate (Odense, Lillehammer, Visby, Bergen, Kungshamn), you won't believe it's not real wood. It offers the look of nature with authentic shades and grains, combined with a deep tactile structure and a warm, matte finish.

- Deeper, more authentic structure
- Waterproof 4V Premium bevel with extra natural look
- Matte finish for a sophisticated feel

Deep, authentic, and tactile structure, finished with a matte surface.



### 4V PREMIUM BEVEL

The wood pattern on the floor extends into the bevels, creating a smooth, harmonious look.



### 4V OPTICAL BEVEL

The floor collections with an optical bevel (Drammen) create the illusion of a small bevel, an effect that appears either distinct or subtle depending on the viewing angle.



### NO BEVEL

The floor collections without a bevel (Perstorp, Espoo) provide a smooth, continuous surface that is easy to clean.



## HOPEFULLY, WE WON'T SEE YOU AGAIN FOR A LIFETIME

It's not that we don't love or appreciate you, as we very much do. It's just that for greater sustainability, we all need to buy less and demand more of the products we use. Our floors are crafted to endure – from the moment they're installed into your home, for a lifetime.

### BUY FOR A LIFETIME

We are so confident in the durability of our floors that they come with a lifetime warranty\*. Which is good for both you and the environment.

### CHOOSE ECO-CERTIFIED

All our laminate floors are certified with the prestigious EU EcoLabel and Nordic Swan Ecolabel. Actually, we were the first ever to be awarded the latter for a floor – all the way back in 1995.

### JOIN OUR LOVE OF WASTE

We make the core of our laminate floor out of recovered wood. We've also developed a technique to recycle HDF boards at the end of their life, making our laminate floors fully recyclable. Just like all our floors.



### WE PUT WASTE IN OUR FLOORS

We really, really dislike wasting resources, which is why the HDF (High Density Fibreboard) in your breathtakingly beautiful Pergo laminate floors are made from recovered wood. A waste product we get from sawmills, roadside maintenance, and similar sources. We are also the first in the world to be able to recycle HDF boards, making our laminate floors fully recyclable.

### TOUGH FLOORS FOR ROUGH PLAY

Pergo laminate floors are designed for a lifetime of use – and are literally ready for whatever life, or the kids, throws at them. We make our floors tough and hardwearing for two reasons. First, we don't want you to have to worry about your floor keeping up with you and your family. Secondly, products with an extended lifespan have a reduced impact on our planet's resources.

### LIFETIME WARRANTY\*

As if the incredible durability of a Pergo floor wouldn't be enough – each floor also comes with a lifetime warranty. Yes, that's quite amazing. We want you to rest assured that your Pergo floor will stand by you, no matter what life brings. While also reducing our environmental footprint, as the floor's lifespan extends way beyond the ordinary. Directly contributing to less consumption and waste and paving the way to a more sustainable future.

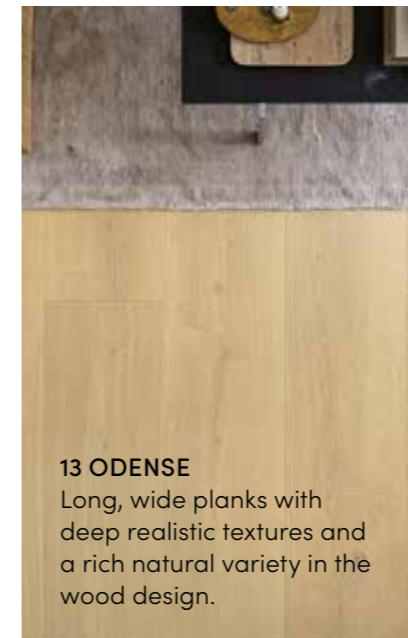
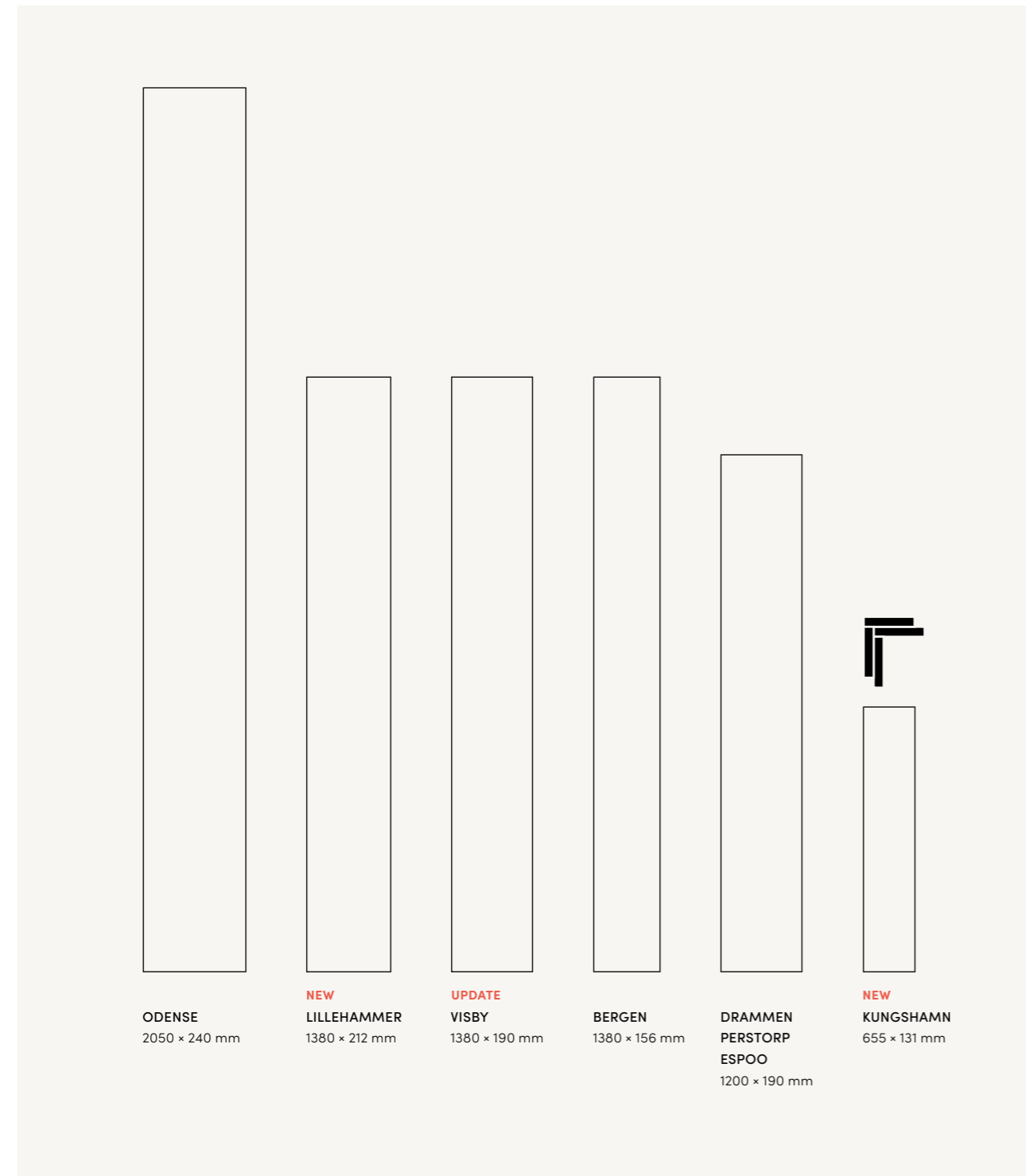


\* For full warranty conditions visit [pergo.com](http://pergo.com)


## OUR COLLECTIONS

Scandinavian never goes out of style. The same goes for functional design. Our complete range of Pergo laminates delivers just that. Whether you want the high-quality feel of Odense's long planks, the natural look of Lillehammer or the minimalistic infinite look of Perstorp, there's a floor to fill your every need.

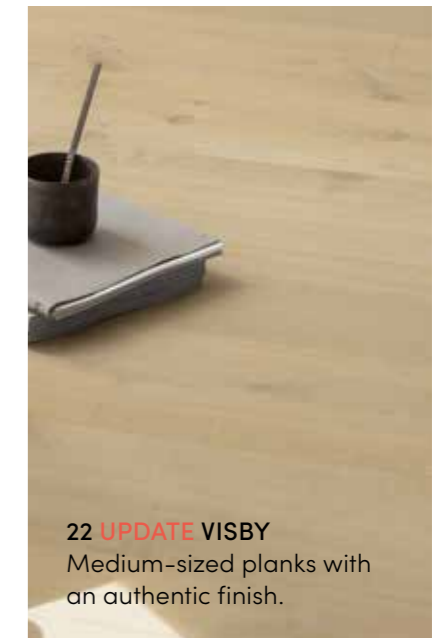
And all of them are designed to be durable and have a completely waterproof surface. These are the reasons why Pergo laminate floors have become true representatives of Scandinavian functional design. So your kitchen, hallway, bedroom or living room is a pleasure to come home to. Always.




**13 ODENSE**  
Long, wide planks with deep realistic textures and a rich natural variety in the wood design.



**18 NEW LILLEHAMMER**  
Medium-sized planks with an exceptionally refined natural look and feel.



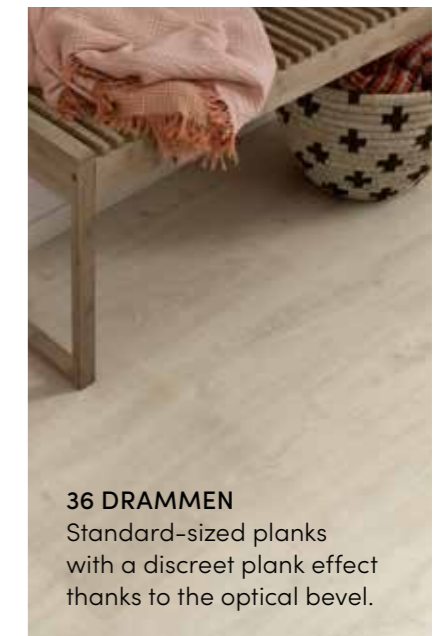
**22 UPDATE VISBY**  
Medium-sized planks with an authentic finish.



**26 NEW KUNGSHAMN**  
Herringbone planks for a classic look with a modern twist.



**32 BERGEN**  
Slim planks with a timeless design that bring elegance to the room.



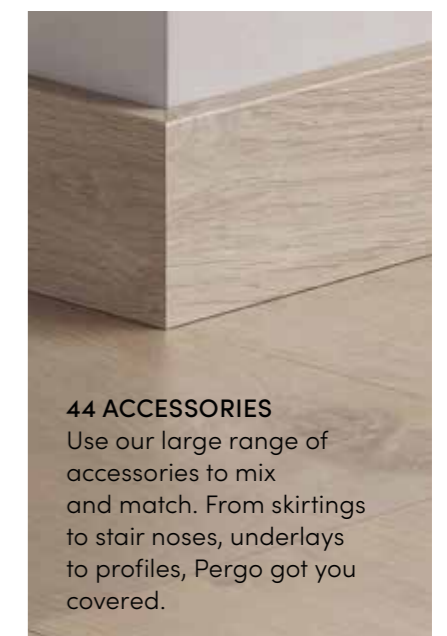
**36 DRAMMEN**  
Standard-sized planks with a discreet plank effect thanks to the optical bevel.



**38 PERSTORP**  
Standard-sized planks without bevel, for an endless effect.



**40 ESBOO**  
Standard-sized planks without bevel, creating a seamless look.



**44 ACCESSORIES**  
Use our large range of accessories to mix and match. From skirtings to stair noses, underlays to profiles, Pergo got you covered.


*NATURE'S ENDLESS  
VARIATIONS WITH EXTRA  
LONG, WIDE PLANKS*



## **ODENSE**

The inspiration for our Odense laminate collection is drawn from the stunning hills of the Danish island of Fyn, where nature offers a rich diversity and resilient characteristics. The collection creates a harmonious blend of timeless elegance and more rustic and contemporary styles.

Want that premium look you get from extra-long, extra-wide planks? Odense helps you create a vibrant and natural looking space, giving larger rooms a sense of grandeur whilst giving smaller spaces a sense of calmness. The Odense range looks and feels genuinely authentic and varied. Like nature itself.



ODENSE L0363-06792 OATMEAL OAK  
SKIRTING SFPSCLICKPAINT126

**DESIGN MEETS DURABILITY**

Like all Pergo floors, Odense is extremely durable, covered with both TitanX™ protection and AquaSafe technology so it looks its best for years to come.



©DENSE L0363-06793 FOLK



## FOLK - A FLOOR WITH A SCANDINAVIAN STORY

Our Folk design takes inspiration from old Scandinavian folk art, by giving the traditional farmhouse style a contemporary twist. This decor is something different, a genuine eye-catcher, mixing old and new, traditional and modern, in a truly unique way. It creates a bold statement with its slightly worn look and makes for a perfect match in any room that desires that little extra focal point.

For the creative minded, it's possible to mix Folk with the Vibrant Oak design. This gives an even more unique yet coherent look in your home, as the two designs have a colour matched base.

The Folk design was created by hand and implemented with today's advanced techniques, making this decor a true representative of modern craftsmanship.



- GLACIER OAK  
● PRO L0263-06799  
● L0363-06799
- CLAY OAK  
● PRO L0263-06791  
● L0363-06791
- OATMEAL OAK  
● PRO L0263-06792  
● L0363-06792
- MALT OAK  
● PRO L0263-06793  
● L0363-06793
- CLOUDED OAK  
● PRO L0263-06794  
● L0363-06794
- CLEAR OAK  
● PRO L0263-06795  
● L0363-06795



- VIBRANT OAK  
● PRO L0263-06796  
● L0363-06796
- SOLSTICE OAK  
● PRO L0263-06800  
● L0363-06800
- FOLK  
● PRO L0263-06798  
● L0363-06798
- DUSK OAK  
● PRO L0263-06797  
● L0363-06797
- RUSTIC CHARM  
● PRO L0263-06802  
● L0363-06802
- BEAUFORT OAK  
● PRO L0263-06801  
● L0363-06801



- RUSTIC SMOKE  
● PRO L0263-06803  
● L0363-06803

## ODENSE

2050 × 240 × 9,5 MM | 4V PREMIUM BEVEL\* | 2,952 M<sup>2</sup>/PACK

The extra-long and extra-wide planks of Odense give your interior a truly premium look. It will visually enlarge your room and give a sense of calm. With its pronounced 4-way bevel and deeper, more natural textures, Odense was developed to bring the perfect balance to any room, modern as well as traditional ones. The colours of this collection consists of timeless and warm neutrals for a truly comforting home.

\* For more info about the bevels, see page 7.




LILLEHAMMER -  
A NEW LEVEL OF  
SOPHISTICATION  
IN LAMINATE.



LILLEHAMMER L0374-08304 IVORY OAK



LILLEHAMMER L0374-08304 IVORY OAK



## NEW LILLEHAMMER

Lillehammer is an exceptionally refined laminate floor with a distinct texture and incomparable natural look and feel. With its medium-sized planks and tasteful decors it transforms any room into a modern and welcoming home. It's Nordic, classic and stylish.



LILLEHAMMER L0374-08303 HAZELWOOD OAK  
SKIRTING SFPSKCLICKPAINT126



IVORY OAK\*\*

● PRO L0274-08304  
● L0374-08304

SILK OAK\*\*

● PRO L0274-08305  
● L0374-08305

AMBERGRAIN OAK

● PRO L0274-08308  
● L0374-08308

CHESTNUT GLOW OAK

● PRO L0274-08306  
● L0374-08306

HARVEST OAK

● L0374-08309

HAZELWOOD OAK\*\*

● PRO L0274-08303  
● L0374-08303



AUBURN OAK

● PRO L0274-08310  
● L0374-08310

BRONZE OAK

● L0374-08307

## NEW LILLEHAMMER

1380 × 212 × 9 MM | 4V PREMIUM BEVEL\* | 2,048 M<sup>2</sup>/PACK

Lillehammer is our most refined floor range, designed to bring timeless elegance into any home. It's the exceptionally natural look and feel of the Lillehammer floor, coupled with its distinctive variety in plank designs, that makes it truly one of a kind.

The deep, premium, natural looking bevel is a standout feature—not only fully waterproof, but designed, so the wood look flows seamlessly into the bevel for a truly authentic finish.



\* For more info about the bevels, see page 7.  
\*\* Exact name and design match with Kungshamn.



VISBY L0371-03374 COASTAL OAK  
SKIRTING SFPSCLICKPAINT126



VISBY L0371-03374 COASTAL OAK

## UPDATE VISBY

With their Sensation technology, Visby floors give you that natural, authentic finish.

And with AquaSafe technology the surface is waterproof, all the way down into the bevels.



VISBY L0371-08302 BLUSH OAK



CLAYSTONE OAK ● L0371-08299	COASTAL OAK ● PRO L0271-03374 ● L0371-03374	NEW ENGLAND OAK ● PRO L0271-03369 ● L0371-03369	LINEN GREY OAK ● L0371-08474	SAND DRIFT OAK ● PRO L0271-08301 ● L0371-08301	MIDSUMMER LIGHT OAK ● L0371-08295
--------------------------------	---	---	---------------------------------	--	--------------------------------------



SUNWASH OAK ● PRO L0271-08296 ● L0371-08296	AMBERLIGHT OAK ● L0371-08297	SMOKEWOOD OAK ● PRO L0271-08300 ● L0371-08300	BLUSH OAK ● L0371-08302	DRIFTWOOD BROWN OAK ● L0371-08298	FARMHOUSE OAK ● PRO L0271-03371 ● L0371-03371
---	---------------------------------	---	----------------------------	--------------------------------------	---

## UPDATE VISBY

1380 × 190 × 8 MM | 4V PREMIUM BEVEL\* | 1,835 M<sup>2</sup>/PACK

Visby laminate floors offer the authentic beauty of real wood, with a rich variety of designs for a naturally cohesive look. The 4-way bevel highlights the shape of every plank, adding depth and dimension to the room.

Crafted for lasting performance, Visby combines style with everyday durability—making it as practical as it is beautiful.



\* For more info about the bevels, see page 7.



KUNGSHAMN L0372-08246 IVORY OAK



KUNGSHAMN L0372-08246 IVORY OAK

## NEW KUNGSHAMN

Our sophisticated laminate herringbone collection Kungshamn is named after the unofficial herring capital of Sweden on the rugged west coast. It pays homage not only to the rich history of herring fishing but also to the resilience required to withstand the relentless power of water. Kungshamn is actually the first 100% waterproof laminate herringbone floor.



KUNGSHAMN L0372-08249 HERITAGE OAK



**AQUASAFE: BECAUSE LIFE'S TOO SHORT TO WORRY ABOUT WATER.**

AquaSafe creates a sealed, waterproof surface all the way down into the bevels, preventing water from penetrating the floor. It simply stays on the surface and you can easily wipe it away.

KUNGSHAMN L0372-08249 HERITAGE OAK

Not only is Kungshamn a stunning blend of classic and modern design, but it's also built to last. With exceptional resistance to wear, scratches, and dirt, it's a floor that can stand up to life's toughest challenges.

Its fully waterproof surface makes it a perfect choice for high-traffic areas like kitchens and hallways, so you can enjoy the beauty of herringbone throughout your home without hesitation.




KUNGSHAMN L0372-08244 HAZELWOOD OAK



IVORY OAK\*\*  
● L0372-08246



SILK OAK\*\*  
● L0372-08248



HERITAGE OAK  
● L0372-08249



CRAFT OAK  
● L0372-08250



HAZELWOOD OAK\*\*  
● L0372-08244



SMOKED AMBER OAK  
● L0372-08251

## NEW KUNGSHAMN

655 × 131 × 8 MM | 4V PREMIUM BEVEL\* | 1,200 M<sup>2</sup>/PACK

Kungshamn's modern herringbone planks add a striking touch to any room. With a heavily brushed surface and premium, extremely natural looking bevel, it truly captures the authentic wood feel. Its oak designs, inspired by Scandinavian nature's subtle tones, are timeless and clean.

Kungshamn doesn't just resist scratches and dirt—it's fully waterproof too. Perfect for kitchens, hallways, and any space that sees a lot of life. It is easy to install with the patented Unizip® click system and requires just one plank type.

\* For more info about the bevels, see page 7.  
\*\* Exact name and design match with Lillehammer.






## BERGEN


Bergen is our most slim floor, with a narrow design that is suited to all rooms. Bergen brings elegance to your interior, whilst being tough and hard-wearing in frequently used spaces.



BERGEN L0346-05022 TROMSDALEN OAK  
SKIRTING PGSK05022



TROMSDALEN OAK ● PRO L0246-05022 ● L0346-05022	PIER OAK ● PRO L0246-05010 ● L0346-05010	RAILWAY OAK ● PRO L0246-05008 ● L0346-05008	COMFORT GREY OAK ● PRO L0246-05007 ● L0346-05007	COLOGNE OAK ● PRO L0246-05009 ● L0346-05009	VIENNA OAK ● PRO L0246-05011 ● L0346-05011
--	--	---	--	---	--



RED CLAY TEAK ● PRO L0246-05021 ● L0346-05021	PORTMAN WALNUT ● PRO L0246-05012 ● L0346-05012
---	--

## BERGEN

1380 x 156 x 8 MM | 4V PREMIUM BEVEL\* | 1,722 M<sup>2</sup>/PACK

With Bergen floors you find a range of elegant designs that will bring a timeless look to your home. As these floors have a waterproof surface, they are suited for every space in your home. From bathroom to kitchen.

The protective TitanX™ top layer gives Bergen a great scratch and wear resistance. Installation is easy, thanks to the Uniclic® click system.

\* For more info about the bevels, see page 7.





DRAMMEN L0348-05016 ISLA OAK  
SKIRTING SFPSCLICKPAINT126



WHITE GLOOM OAK L0348-05015  
SANDWAVE OAK L0348-05014  
CORNWALL OAK L0348-05019  
ISLA OAK L0348-05016  
DARTMOOR OAK L0348-05020  
CAPPUCCINO OAK L0348-05018



RICARD OAK L0348-05017  
BROWN LEATHERED OAK L0348-05013



**OPTICAL BEVEL**

The optical bevel of Drammen, creates a subtle plank effect, yet keeps the overall impression calm.

DRAMMEN L0348-05020 DARTMOOR OAK  
SKIRTING SFPSCLICKPAINT126

**DRAMMEN**

1200 x 190 x 8 MM | 4V OPTICAL BEVEL\* | 1,596 M<sup>2</sup>/PACK

Our Drammen floors have both practical advantages, as well as an appealing design. The discreet bevel of these floors brings calm to a room, whilst adding a natural plank look. With decors from subtle to rustic, light to dark as well as a high resistance to scratches and wear, these floors truly represent functional design.

With AquaSafe technology and a TitanX™ protective top layer, Drammen floors are both water resistant and extremely durable.

\* For more info about the bevels, see page 7.





PERSTORP L0370-04390 NATURAL BEIGE OAK  
SKIRTING PGSK04390



BEIGE SAND OAK  
● PRO L0270-04093  
● L0370-04093



NATURAL BEIGE OAK  
● L0370-04390



VINEYARD OAK  
● L0347-05023



WARM NATURAL OAK  
● PRO L0270-04394  
● L0370-04394



NATURAL OAK  
● PRO L0270-01804  
● L0370-01804



NATURAL HONEY OAK  
● L0370-04085

## PERSTORP

1200 × 190 × 8 MM | NO BEVEL | 1,596 M<sup>2</sup>/PACK

Perstorp with its standard-sized planks without bevel creates a seamless, continuous effect in your room. The classic size makes the floor versatile to rooms of any size.

The designs of Perstorp have been strongly influenced by the Scandinavian heritage of Pergo, with soothing, clean oak patterns. The collection is named after the small village in Sweden where Pergo once invented laminate flooring.

The protective TitanX™ top layer gives the floor high resistance to scratches and wear and thanks to AquaSafe the floor is waterproof and worry-free.



ESPOO L0364-04390 NATURAL BEIGE OAK  
SKIRTING PGSK04390



WATERFRONT OAK  
● L0364-04395



RIVER OAK  
● L0364-04389



NATURAL BEIGE OAK  
● L0364-04390



WARM NATURAL OAK  
● L0364-04394




ESPOO L0364-04389 RIVER OAK

## ESPOO

1200 × 190 × 7 MM | NO BEVEL | 1,824 M<sup>2</sup>/PACK

Esboo laminate floor brings you quality and design for a very affordable price. This smart, classic floor comes without bevels, creating a seamless look and an easily maintained surface.

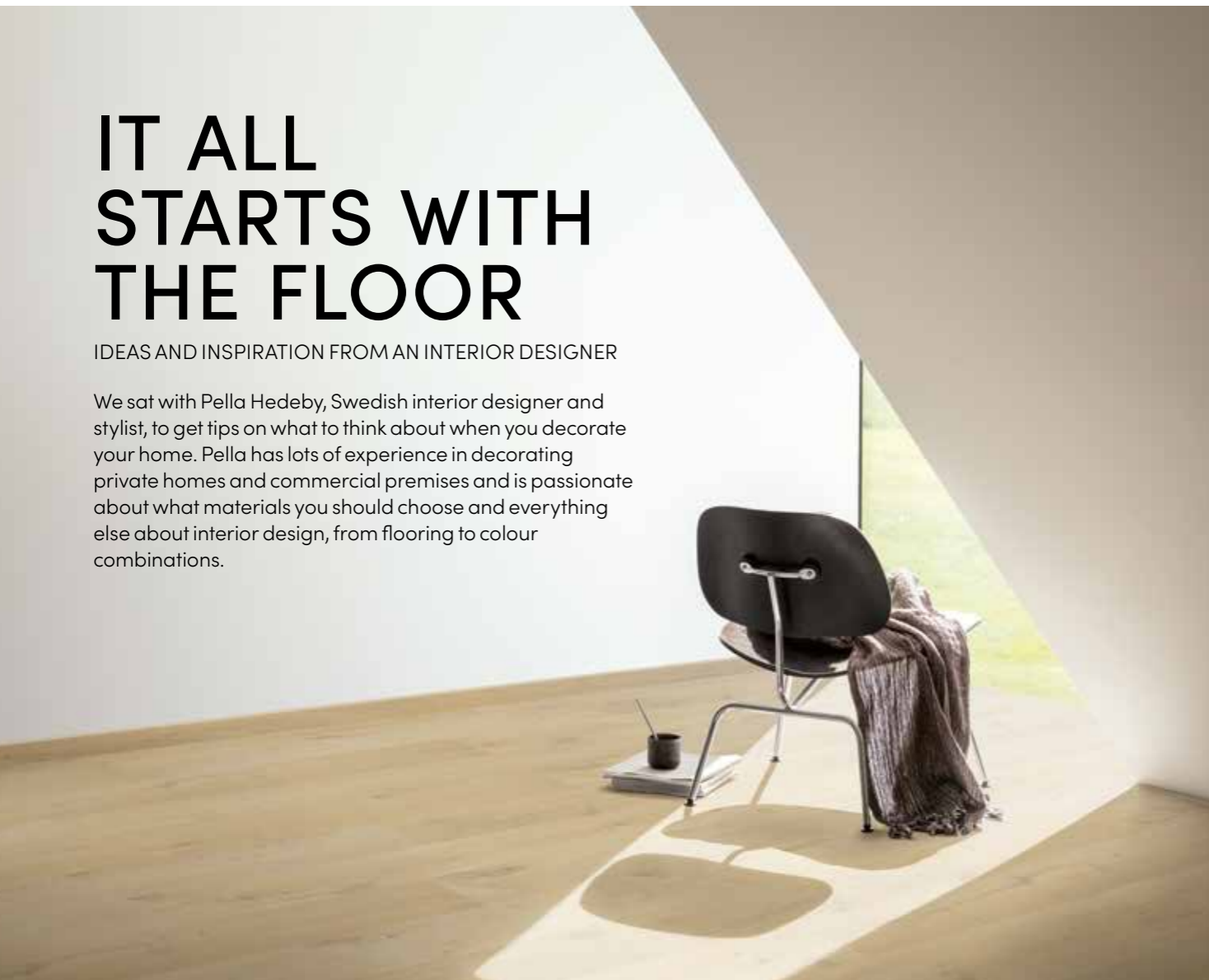
The protective TitanX™ top layer gives the floor high resistance to scratches and wear and thanks to AquaSafe the floor is waterproof and worry-free.



# IT ALL STARTS WITH THE FLOOR

IDEAS AND INSPIRATION FROM AN INTERIOR DESIGNER

We sat with Pella Hedeby, Swedish interior designer and stylist, to get tips on what to think about when you decorate your home. Pella has lots of experience in decorating private homes and commercial premises and is passionate about what materials you should choose and everything else about interior design, from flooring to colour combinations.



*What are the main things you should think about, when decorating your home?*

The bases are everything. If you have well-thought-out material choices that follow a common theme through your home, then you have a great base for the way you furnish. "Less is more" may be a bit of a tired expression, but it's so true. Put lots of thought into what you add. Often it doesn't take much to create that homely feeling. Less "things" make it easier to keep your house tidy and enjoy what you have.

*What are the future trends of colours and colour combinations?*

I have a restrained approach to trends. Whether it's colours, materials or things. Sure, I can be inspired by something new, but I always ask myself, "Is it something I could live with over time? Did I like this 10 years ago and will I like it after 10-20 years?"

Having said that we see more colour and playfulness in many places today. Together with a minimalist, stripped-down, toned-down expression. It's important to remember that we are all different. Some people constantly need

new impressions and a lot of pulse to get energy. I belong to the group that takes in the smallest shade, filled with a streak of light, a scent and feeling in a texture. So I need to scale back and minimize things to experience balance and harmony.

In my world, materials and textures set the tone and feeling in a room. Then you can work with the smaller details.

Tone-in-tone or mixing your favourites. Like when you put together a bouquet of flowers, layering shapes and colours.


**"CHOOSE A FLOOR THAT LASTS OVER TIME"**

*What things about flooring should you think about if you want to give a room extra space?*

Lighter shades give you a more airy feeling. It's the same when you add colour to other surfaces. It reflects light and gives you that feeling of space.

*Any rules about combining colour on floors and walls?*

When decorating a new home, or renovating from scratch, my tip is to always start with the floor. You lay a floor so it lasts a long time, slightly more long-lasting than the colour



of the walls. The floor forms a large part of the interior and the feeling in the room. The sense of style is set with the floor and the choice of skirtings should be in harmony with the architecture. A great way to put it all together is to create a mood board with samples of materials, colours and inspirational images.

*Should flooring in different rooms have to match each other, or should I see each room as unique?*

I think it's nice to think holistically and let one material be the base everywhere. But different rooms naturally have different functional requirements. So I would say that it's increasingly common to mix different types of floors based on function and focusing on sustainability.

*What's the biggest mistake people make when choosing a new floor?*

Many people start with colours and other materials and interior details, leaving the floor as a compromise. I suggest you turn that upside down. The main thing is to choose a floor that

lasts over time. It's costly and time consuming to replace a floor, so choose what is the base of your home carefully.

*Any thoughts regarding mixing different types of wood on floors and furniture?*

Instead of mixing different types of wood flooring, I'd mix and match different types of wood on floors with other furnishings. For example, it's nice to mix furniture and interior details with a vintage patina that contrast

with the choice of materials. I think natural material choices are always welcome

elements that add a genuine feeling to any home. If there is a "rule", it's better that it's a complete, natural contrast than something that melts together – but doesn't really. Here you can balance the feeling that if a floor takes loads of space, you can add something to balance it. Like adding a rug and then furnishing with wooden furniture. Or working with wood in smaller details, a hook strip, a wooden bowl or the frames around, art on the wall...



**PELLA HEDEBY**  
INTERIOR DESIGNER



**1. UNDERLAYS**  
Enjoy walking on quiet floors without creaks? Choosing the right underlay can improve your living comfort significantly.



**2. SKIRTINGS**  
Give your interior that stylish impression with skirtings that have the same look as the floor. You can also go for the white and paintable skirtings to match the colour of the wall.



**3. EXPANSION PROFILES**  
Floors in connecting rooms melt together thanks to a colour matched expansion profile. Read about our Incizo® 5-in-1 solution on page 54.



**4. ADAPTER & END PROFILES**  
An elegant way to make a transition when laminate floors meet other surfaces. Use an end profile between laminate and windows and an adapter profile between laminate and lower floor surfaces. Available in our Incizo® 5-in-1 solution.



**5. STAIR COVER**  
Pergo's flooring is an excellent choice for staircases. Stair covers provide an elegant finish to each step. Various stair finishes are possible. Available in our Incizo® 5-in-1 solution.

## YOUR FLOOR – FINISHED IN STYLE

Choose from our wide range of accessories to give your interior that perfectly finished look and feel. From seamless transitions to stairs or walls, silent underlays to improve your comfort or a skirting that finishes off the room in style. Details make perfection.

### UNDERLAYS

Make a great floor greater. Underlays increase walking comfort, improve your room's acoustics, avoid creaking noises, support the click system and protect floors from rising moisture. They can be combined with underfloor heating or cooling too.

### SKIRTINGS

Finish the look with colour matching skirtings, or complete your interior style with one of the many paintable white shapes.

### PROFILES

Hide those saw cuts and give your floor room to expand with profiles. Create a smooth transition with the colour matched Incizo® profile.


### ALL YOU NEED TO INSTALL, FINISH AND MAINTAIN YOUR FLOOR

A laminate floor is more than the planks you walk on. It's a complete home decor solution. That's why Pergo also offers a full line of accessories. Everything you need for trouble-free installation, finishing and maintenance.

# UNDERLAYS

CHOOSE THE UNDERLAY THAT'S RIGHT FOR YOU.

1. Decide where you want to install the underlay. Our underlays give you excellent sound insulation (with a minimum of 18dB). Walking sound reduction shows you how much sound is reduced in the room. Impact sound reduction indicates how much sound is reduced to the rooms below.
2. Check your subfloor: is it wood or concrete?
3. Take a knife to cut the rolls and use our Pergo tape (NETAPE50) to connect them.



LILLEHAMMER L0374-08304 IVORY OAK



**FOAM UNDERLAY**  
WOOD SUBFLOORS  
Qualitative and budget-friendly underlay for rooms where there is less traffic. Compatible with underfloor heating. Foam underlay can be used in buildings certified with the Nordic Swan mark. Thickness 2 mm. 15 m<sup>2</sup>/roll  
PGUDLFOAM15B

Walking sound reduction ●●●○○  
Impact sound reduction ●●●●○



**FOAM+ UNDERLAY**  
CONCRETE SUBFLOORS  
Qualitative and budget-friendly underlay for rooms where there is less traffic. It has an integrated vapour barrier with an overlap and tape strip. Compatible with underfloor heating. Thickness 2 mm. 15 m<sup>2</sup>/roll.  
PGUDLFOAMPLUS15

Walking sound reduction ●●●○○  
Impact sound reduction ●●●●○



**SMART UNDERLAY**  
WOOD SUBFLOORS  
100% recyclable all-round underlay for rooms with frequent traffic. Compatible with underfloor heating. Smart underlay can be used in buildings certified with the Nordic Swan mark. Thickness 3 mm. 15 m<sup>2</sup>/pack.  
PGUDLSMART15

Walking sound reduction ●●●●○  
Impact sound reduction ●●●○○



**SMART+ UNDERLAY**  
CONCRETE SUBFLOORS  
100% recyclable all-round underlay for rooms with frequent traffic. This underlay has an integrated vapour barrier with an overlap and tape strip. Compatible with underfloor heating. Smart+ underlay can be used in buildings certified with the Nordic Swan mark. Thickness 3 mm. 15 m<sup>2</sup>/pack.  
PGUDLSMARTPLUS15


Walking sound reduction ●●●●○  
Impact sound reduction ●●●○○



**SILENT WALK UNDERLAY\***  
WOOD AND CONCRETE SUBFLOORS.  
A strong, durable underlay that's perfect for rooms with heavy traffic such as your living room, hallway or kitchen. It offers optimal sound reduction and the highest efficiency for underfloor heating and cooling systems. It comes with an integrated vapour barrier to protect your floor against rising damp. Silent Walk is composed of renewable raw materials, such as plant-based oils and natural occurring fillers. Thickness 2 mm. 7 m<sup>2</sup>/roll.  
PGUDLSW7

Walking sound reduction ●●●●●  
Impact sound reduction ●●●○○

\*When installing the Silent Walk Underlay on concrete floors or on top floorheating, tape the edges of the underlay with a damp-proof tape (NETAPE50). Don't do this when installing on wooden subfloors.



## QUICKHEAT. THE SMART WAY TO UNDERFLOOR HEATING.

QuickHeat is the smart, economic, comfortable way to heat your floors. No more slippers, just walking, relaxing and playing on a warm, welcoming floor. Pergo QuickHeat includes a heating foil that produces the heat, insulation plates to help radiate the heat upwards and two dampproof separation layers that block damp that could rise from the subfloor and protect from surface leakage.

Not sure how to plan your QuickHeat underfloor heating, or how much you'll need? You'll find step-by-step instructions on the Pergo website.



Step-by-step  
instructions



**QUICKHEAT FOIL**  
60 W / m<sup>2</sup>. 230 V. Max installation 50 m<sup>2</sup>.  
NEUDLQH100X300, 1 x 3 m  
NEUDLQH100X500, 1 x 5 m  
NEUDLQH100X700, 1 x 7 m  
NEUDLQH120X300, 1,2 x 3 m  
NEUDLQH120X500, 1,2 x 5 m  
NEUDLQH120X700, 1,2 x 7 m



**QUICKHEAT INSULATION PLATES**  
Insulation plates. 120 x 50 x 0,7 cm.  
10 plates/pack. 0,6m<sup>2</sup>/plate, 6m<sup>2</sup>/pack.  
Thickness: 7 mm. Use of vapour barrier is recommended. Place PE film NEUDLSCREEN34 under QuickHeat insulation plates as well as on top of QuickHeat foils.  
NEUDLQHPLATE



**CONTROLLER KIT, WIRELESS**  
12 x 10 x 3,5 cm.  
Multi room control via app on smartphone.  
Plug in with power plug.  
Three programs: constant, day / night and weekly program 5 + 2.  
NEQHKITWIFI



**PE FILM (POLYETHYLENE)**  
12,5 x 2,7 m = 33,75 m<sup>2</sup>/roll.  
Protects flooring from moisture vapour rising from a mineral or concrete subfloor. Useful lifetime 50 years.  
Thickness: 0,2 mm.  
Material: Polyethylene, alkaline resistant.  
NEUDLSCREEN34



**EXTENSION CABLES**  
Foils are plugged together via a connector system. You can plug a cable in the last foil directly to the thermostat.  
NEQHEXTCAB100, 1m  
NEQHEXTCAB300, 3m

### BUILT-IN SAFETY

QuickHeat has a built-in electrical safety feature that automatically disconnects power if there is a failure – so you never have to worry. Easy to install, the system is certified for do-it-yourself, no need for an electrician. It fulfills international standards for removable floors.


### WIRELESS THERMOSTAT IN EVERY ROOM

Fine-tune the temperature of each room using the thermostat, or warm up the house remotely using an app on your smartphone.

# SKIRTINGS FOR A PERFECT FINISH


When it comes to laminate flooring, beauty really is in the details. What would the new living room floor be without the skirtings to match?

## COLOUR MATCHED SKIRTINGS



COLOUR MATCHED  
STANDARD SKIRTING  
2400 x 12 x 58 mm

PGSK(-)




COLOUR MATCHED  
PARQUET SKIRTING  
2400 x 14 x 77 mm

PGPSK(-)



For full article number,  
scan or go to pergo.com

## WHITE SKIRTINGS




WHITE SMALL  
SKIRTING

CLICKABLE

1260 x 12 x 50 mm  
SFSKCLICKWHITE126

2400 x 12 x 50 mm  
SFSKCLICKWHITE240



WHITE MEDIUM  
SKIRTING

CLICKABLE

1260 x 12 x 70 mm  
SFPSKCLICKWHITE126

2400 x 12 x 70 mm  
SFPSKCLICKWHITE240



WHITE LARGE  
SKIRTING


CLICKABLE

1260 x 14 x 100 mm  
SFTSKCLICKWHITE126

2400 x 14 x 100 mm  
SFTSKCLICKWHITE240



## PAINTABLE SKIRTINGS



PAINTABLE SCOTIA

STANDARD

2400 x 17 x 17 mm  
PGSCOTPAINT



PAINTABLE SMALL  
SKIRTING

STANDARD

2400 x 12 x 58 mm  
PGSKPAINT



PAINTABLE MEDIUM  
SKIRTING


STANDARD

2400 x 14 x 77 mm  
PGPSKPAINT



PAINTABLE LARGE  
SKIRTING

-



PAINTABLE COVER  
SKIRTING

STANDARD

2400 x 16 x 129 mm  
PGSKRCOVER

-	CLICKABLE 1260 x 12 x 50 mm SFSKCLICKPAINT126 2400 x 12 x 50 mm SFSKCLICKPAINT240	CLICKABLE 1260 x 12 x 70 mm SFPSKCLICKPAINT126 2400 x 12 x 70 mm SFPSKCLICKPAINT240	CLICKABLE 1260 x 14 x 100 mm SFTSKCLICKPAINT126 2400 x 14 x 100 mm SFTSKCLICKPAINT240	-
-	WATERPROOF 2400 x 13 x 58 mm PGHSK58PAINT	WATERPROOF 2400 x 15 x 80 mm PGHSK80PAINT	-	-



### NEW - CLICKABLE SKIRTINGS

Our new invention of clickable skirtings is made with a mission, to make installing smoother and the finish seamless.

#### EASY TO INSTALL

Thanks to our internally developed Uniclic® system skirting installation has never been easier and quicker. No tools needed, just click and go.

#### SEAMLESS FINISH

The ingenious design ensures the joints of your skirtings will meet seamlessly without any unsightly gaps.

#### MANY CHOICES

The skirtings come in a variety of lengths and heights to fit all needs.

## WATER RESISTANCE MADE EASY

Installing a waterproof floor is really easy. Follow the steps below and get your laminate floor ready for splashes, damp and the kids' indoor water games.

### THREE STEPS TO GIVE YOUR FLOOR A WATERPROOF FINISH

#### 1. FOAMSTRIP

20 x 1 m x Ø 10 mm

An elastic filler for gaps around the floor perimeter.

NEFOAMSTRIP20

#### 2. AQUA SEALANT

310 ml

Transparent silicone to combine with the Foamstrip for a waterproof finish of your floor. One tube seals 15 m.

PGKITTRANSP

#### 3. HYDROSTRIP

15 m

Transparent strip for a watertight finish of your skirting.

NEHSTRIPSK15 (for standard skirtings)

NEHSTRIPSCOTPSK15 (for scotia & parquet skirtings)



## NEW LAMINATE STAIR COVERS - THE FAST, EASY UPGRADE OF YOUR STAIRS

Upgrade your staircase effortlessly with our Laminate Stair Covers. This solution is perfect for renovating the stairs yourself. The covers are designed to be placed directly on top of your existing steps, making them an ideal choice for those who want to upgrade their stairs without a full renovation. You also have the possibility to seamlessly match with your staircase with your floor.



### LAMINATE STAIR COVERS

Laminate Stair Covers are designed to be placed directly on top of your existing steps. They are scratch, wear, and water resistant, which make them perfect for active households, providing both durability and easy cleaning.

And thanks to the simple installation, it's an efficient way to renovate your staircase.

Available for Lillehammer and Visby ranges:

LILLEHAMMER: PGSTRBLIL(-)

VISBY: PGSTRBVIS(-)

For full article number, and to calculate how much of the product you need, go to [pergo.com](https://pergo.com)

### QUICK AND EASY INSTALLATION

The covers are designed to be placed directly on top of your existing steps. And they are really fast and easy to install with Multiglu.

### COLOUR MATCHED FINISH

Use the same decor on your Stair Cover as on your floor to give your home that seamless look. Thanks to the stair cover being produced from real floor planks, the colour matches perfectly.

### SCRATCH AND WEAR RESISTANT

Stairs that will keep looking good for years and years to come. Thanks to the Stair Covers being produced from real laminate planks, they have the same high resistance to scratch and wear.

### 2 INSTALLATION OPTIONS



#### MATCHING RISERS INSTALLATION

Gives your stair a seamless look from top to bottom.



#### PAINTED RISERS INSTALLATION

Install just the treads and paint the rest in the same colour as the wall.


## 5 PERFECT FINISHES IN 1 SINGLE PRODUCT

Made from wear and scratch resistant laminate, Incizo®-patented profiles make the perfect match for your floor. An all-in-one solution that provides a seamless result.


Simply cut the profile to the shape you need with the included knife. Suitable for flooring heights 7 – 10 mm.



THE 5-IN-1 INCIZO® PROFILE  
2150 × 48 × 13 mm  
PGINCP(-)  
For full article number, go to pergo.com



EXPANSION PROFILE  
From laminate to laminate.



END PROFILE  
Finishing up to threshold, sliding doors, etc.



ADAPTER PROFILE  
From laminate to ceramic, vinyl or linoleum.



TRANSITION PROFILE  
From laminate to carpet.



STAIR NOSE  
Use at the top of the stairs or as you step down into a room.



STAIR NOSE, FLUSH  
For a flush finish on stair treads.

For full article number, go to pergo.com



For more information about Incizo® profile please visit our webpage.



THE INCIZO® SUBPROFILE  
2150 mm  
Is required for stair application and has to be ordered separately.


NEINCPBASE(-)  
For full article number, go to pergo.com




## METAL PROFILES

Slim and elegant profiles in wear and scratch resistant aluminium to finish off expansion gaps or staircases.

AVAILABLE IN 5 COLOURS:



ADAPTER PROFILE  
2000 × 40 × 10 mm  
To cover the expansion gap between a higher and a lower floor. Surface: aluminium.  
SFADPSILV | SFADPCOFF | SFADPCLAY | SFADPCHAM | SFADPBLACK



EXPANSION PROFILE  
2000 × 31 × 10 mm  
To cover the expansion gap between two floors of the same height. Surface: aluminium.  
SFEXPSILV | SFEXPCOFF | SFEXPCLAY | SFEXPCHAM | SFEXPBLACK



END PROFILE  
2000 × 21 × 10 mm  
To cover the expansion gap between floor and e.g. carpet, wall, window or threshold. Surface: aluminium.  
SFENPSILV | SFENPCOFF | SFENPCLAY | SFENPCHAM | SFENPBLACK



MULTIFUNCTIONAL PROFILE SILVER  
1860 × 47 × 16 mm  
Expansion profile and adapter in one. Suitable for height differences of 0-12,3 mm. Height: 10 mm (uninstalled). Aluminium.  
PGPRSILV

# A TOTAL FLOOR SOLUTION

Pergo laminate flooring is well known for being easy to install. Naturally, we have all the accessories you need to do the job with ease and to keep your floor in perfect condition.



1

## MULTIGLUE

290 ml

This multifunctional glue is your trusted companion while installing all Pergo accessories, whether it's skirtings or profiles - this glue is the perfect match, one tube for 15 running metres of skirtings.

PGGLUE290

2

## COLOURED SEALANT

310 ml

Acrylic-based paste for a beautiful finish between skirtings and walls. Available in 14 different colours. One tube for 15 running metres.

PGKIT(-)B

For full article number, go to [pergo.com](http://pergo.com)

3

## AQUA SEALANT

310 ml

Transparent silicone to use on top of the Foamstrip for a watertight finish of your floor. This is necessary to take advantage of our water resistance warranty. One tube for 15 running metres.

PGKITTRANSP

4

## ADHESIVE TAPE

50 m x 5 cm

Self-adhesive aluminium tape that easily attaches your underlay for a moisture resistant installation.

NETAPE50

5

## PIPE COVERS

2 pc / pack

These stainless steel covers finish your pipes and heating elements neatly.

Inner diameter: 18 mm. Outer diameter: 54 mm.

PGPCINOX18

Inner diameter: 22 mm. Outer diameter: 54 mm.

PGPCINOX22

6

## INSTALLATION SET

Installation set that contains a tapping block, a metal crowbar and 20 spacers to quickly install your floor without damaging it.

PGTOOLA

7

## FLOOR CLEANER

1l

This product thoroughly cleanses your floor, protects the surface and helps preserve its original appearance. It's biodegradable which makes it a truly sustainable choice. Floor cleaner has been specifically developed for Pergo floors.

PGCLEANECO1000

8

## SPOT CLEANER

250 ml

This product removes even the most persistent stains, such as those from permanent markers, paint, red wine, kitchen spills and more. Spot cleaner has been specifically developed for Pergo floors.

PGSPOTCLEAN

9

## REPAIR KIT

A quick and easy way to repair damaged planks in colours that match your Pergo floor.

Contains 1 melting knife, 1 comb and 7 wax blocks. For more information on how to mix colours visit [pergo.com](http://pergo.com).

PGREPAIR

10

## CLEANING MOP

Microfibre mop washable up to 60 °C.

Compatible with the Pergo Cleaning kit.

PGSPRAYMOP

11

## CLEANING KIT

Pergo Cleaning Kit includes everything you need for simple, effective and gentle cleansing of your Pergo floor. The kit includes: Floor mop including a refillable water tank, a reusable and washable microfibre mop and a bottle of Floor Cleaner 1L.

PGSPRAYKIT

## TOUGH FLOOR OR EVEN TOUGHER FLOOR – GO PRO

Even if all Pergo laminate floors are more durable than most, there might be areas which need that extra strength. In that case Pergo laminate is available as a Pro collection.



1. SUPERIOR WEAR AND SCRATCH RESISTANCE LAYER TITAN X™
2. EVERLASTING DECOR
3. HIGH-PERFORMING HDF CORE
4. BACK STABILISER

**32**  
CLASS

**SUPERIOR DURABILITY**  
For all-round medium use.  
Lifetime warranty\*.

**33**  
CLASS

**PRO: OUTSTANDING DURABILITY**  
For areas with heavy use.  
Lifetime warranty.

\* Local exceptions may apply. For more info, visit [pergo.com](http://pergo.com)

## TRY FLOORLAB

SEE HOW A FLOOR CAN CHANGE THE APPEARANCE OF YOUR HOME JUST BY UPLOADING A PHOTO.



## THE PERFECT RESULT IS JUST A CLICK AWAY

WATCH STEP-BY-STEP VIDEOS ON [PERGO.COM](http://PERGO.COM) TO GUIDE YOU THROUGH THE WHOLE INSTALLATION PROCESS





# PERGO®

Floors for real life

Product images may differ from actual product. The availability of products, or the products themselves, may change at any time without notice. With reservation for errors. Contents © 2023 by Unilin bv - division flooring. All Rights Reserved. The contents of this brochure may not be reproduced in whole or in part without prior written permission from the publisher. For consumer questions and retailers visit [pergo.com](http://pergo.com).

Pergo is a quality product produced by UNILIN BV, division flooring, Ooigemstraat 3, 8710 Wielsbeke, Belgium

a brand of  UNILIN