

PERGO®

VINYL PLANKS & TILES
COLLECTION 2026





FLOORS FOR REAL LIFE

At Pergo we build strikingly beautiful, extremely hard-wearing floors. No shortcuts, no compromises, just the best in Scandinavian function, design and engineering. We invented laminate flooring and in fact, we've been innovating floors that have gone from strength to strength since the 1970's. Floors that are easy to install and maintain. And with one of the widest ranges around in wood, vinyl and laminate, you're sure to find the perfect one for you.

Come in and look around.

ISEFJORD V4422-49236 BEIGE GRITTY STONE | Cover: GLOMMA V4431-49250 LIGHT MEADOW OAK

04

WHY PERGO VINYL FLOORS

The combination of Scandinavian minimalism with maximal choice. Vinyl floors are soft, silent, waterproof, durable - and look like the real thing. Just quieter.

10

FLOORS FOR A LIFETIME

Our floors are crafted to endure - from the moment they're installed into your home, for a lifetime.

12

OUR COLLECTIONS

Tough, hard-wearing floors especially designed for installation on uneven surfaces and that are waterproof with AquaSafe technology.

40

ACCESSORIES

It is the little things that make big things happen. Complete the look with Pergo accessories of your choice.



WHY PERGO VINYL FLOORS?

Our vinyl floors are the combination of Scandinavian minimalism with maximal choice. From soothing beige to calming greys, cool tiles to warm oak, there's a Pergo vinyl floor to match your style – and all your needs.

Soft, silent and beautiful to walk on, yet ultra-strong and waterproof. Pergo vinyl floors make sure your hallway and other high-traffic areas look bright and welcoming.

What's more, they're ortho phtalate-free, so the kids can play safely on the floor.

Whether you're into DIY or prefer to hire a professional company, installing your vinyl floor is easy. You can even install our vinyl floors on uneven surfaces, like tiles, which make them ideal for renovations. Now that's smart and simple.



SOFT & SILENT

It's warm, soft, and silent to walk on yet the floor is ultra-strong and has excellent resistance to wear and impact.



WATERPROOF

The floor has a worry-free waterproof* surface and offers high resistance to stains, making it a delight to clean.



NATURAL LOOK & FEEL

Extraordinary natural designs and a tactile, matte surface. The floor will keep its fresh appearance thanks to our superior top layer.



EASY TO INSTALL

Fast and easy installation with Uniclic® or Unizip® click system, even on slightly uneven surfaces.** All floors have an integrated underlay, which makes installation even faster and easier.



ACCESSORIES FOR A PERFECT RESULT

Everything you need from installation to the finished result and after care. Tools, floor matched skirtings and profiles, efficient maintenance products and more.



LIFETIME WARRANTY

All Pergo vinyl floors have lifetime warranty***, so that you can enjoy your floors without worry.

* Tested according to ISO 4760 (no leakage) and is not following EN13553 standards designed for welded resilient floor coverings.

** For requirements, please advise floor installation instructions on website: pergo.com.

*** For full warranty go to pergo.com.



SOFT & SILENT

FLOORS FOR COMFORTABLE LIVING

A Pergo Rigid vinyl floor is a unique combination of comfort and durability. Defining our motto of Scandinavian functional design, the floors are warm to the touch and soft and silent to walk on – yet offers what can only be described as excellent resistance to wear and impact. Thanks to its acoustic layer in the core, the floor provides very pleasant room acoustics. Fantastic? Yes.



GLOMMA V4431-49251 GREIGE MEADOW OAK

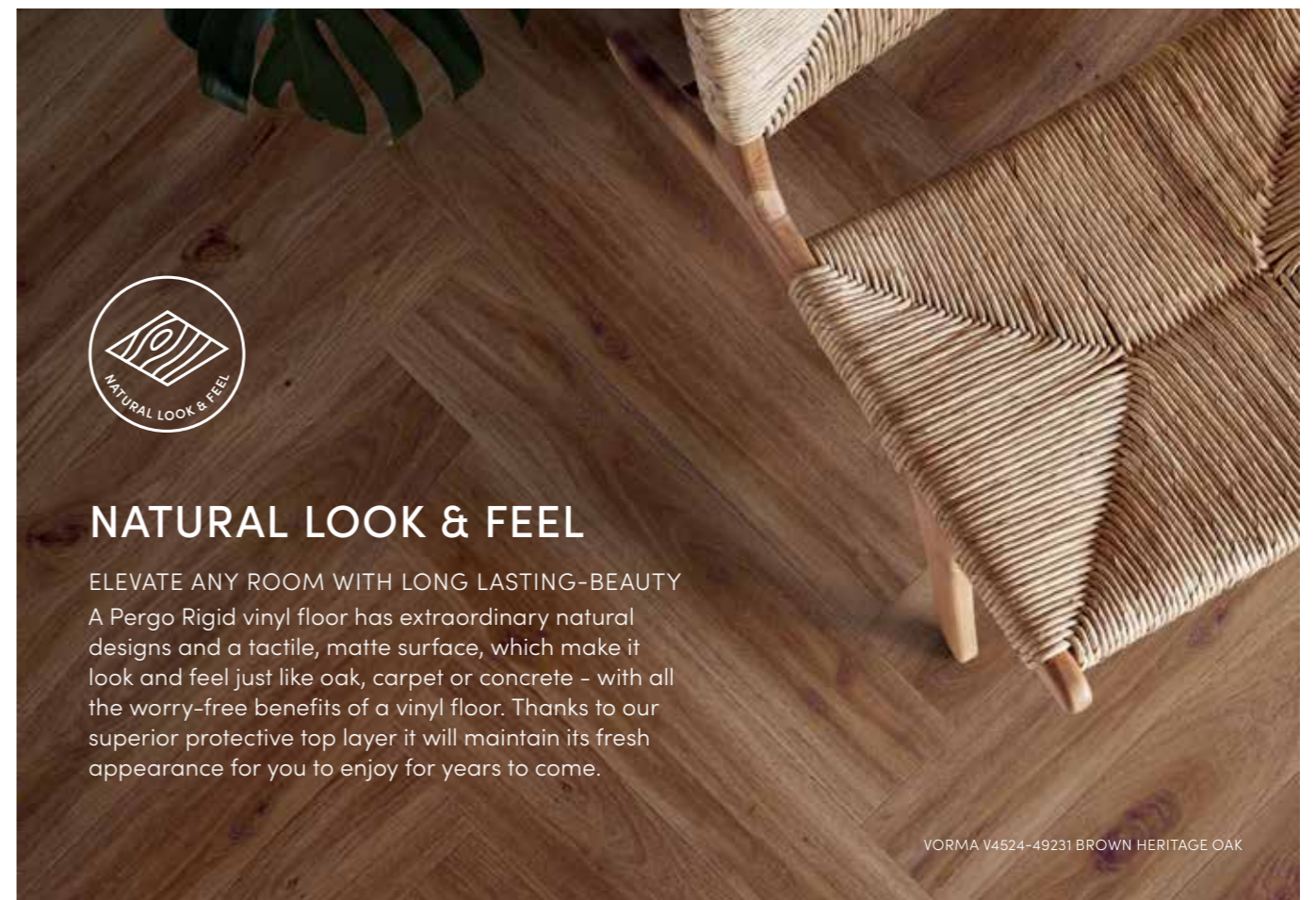


WATERPROOF

BECAUSE LIFE'S TOO SHORT TO WORRY ABOUT WATER

All Pergo Rigid vinyl floors have AquaSafe, our in-house developed technology that creates a sealed, watertight surface all the way down into the bevels, preventing water from penetrating the floor. It simply sits on the surface until you can easily wipe it away.

NAMSEN V4307-49233 WHITE HERITAGE OAK



NATURAL LOOK & FEEL

ELEVATE ANY ROOM WITH LONG LASTING-BEAUTY

A Pergo Rigid vinyl floor has extraordinary natural designs and a tactile, matte surface, which make it look and feel just like oak, carpet or concrete - with all the worry-free benefits of a vinyl floor. Thanks to our superior protective top layer it will maintain its fresh appearance for you to enjoy for years to come.

VORMA V4524-49231 BROWN HERITAGE OAK



NAMSEN V4307-40284 WARM NORWEGIAN OAK

RELAX. YOUR FLOOR'S GOT THIS.

The ultra-durable top layer is nothing short of outstanding. Thanks to the in-house developed technique TitanV™ the flooring will have excellent resistance against wear and scratches. It ensures long-lasting beauty for your new flooring and is a great fit for high traffic areas like hallways, or the kids' rooms, where risk of scuff marks is high. And what's more, the top layer also offers high resistance against spills and stains.

PAD PRO THE FASTER, EASIER WAY TO INSTALL YOUR FLOOR

All of our Rigid click floors come with the underlay pre-attached, to make installing floors smarter, speedier and easier.

It is specially designed for professional installers in multi housing projects, and enthusiasts who want to install more square metres in a day.

Another advantage of Pad Pro is that it provides great sound reduction to neighbouring rooms, creating added comfort in your home.



QUICK AND EASY INSTALLATION

Even if you're not a professional it's a really fast way to install your floor.

NO NEED FOR SEPARATE UNDERLAY

There is no need for sub-work, you can just go straight to laying the floor.

SUPERIOR SOUND REDUCTION TO NEIGHBOURING ROOMS

Underlay is perfectly attached and gives optimal acoustics.



PREPARE FOR A LIFELONG RELATIONSHIP

Pergo vinyl floors are ready to endure whatever you demand – wet days, messy dogs or just life in general. That is as sure as rainy Scandinavian summers and never-ending winters.

Another certainty is that we work to reduce any environmental impact of our production process as far as possible. For instance, we operate our own internal ecosystem, whereby we internally recycle 99% of our production waste, preventing it from being discarded or incinerated.

In addition, we've invested in a new production line with the capability to recycle old vinyl floors. In other words, we put our waste where our mouth is. Yet another great thing is that our vinyl floors are also highly durable - we build them to last a lifetime. Ultimately relieving stress for both you and the environment. Very much a double positive.



MAKING NEW OUT OF THE OLD

We consider ourselves pioneers in the flooring industry. Eager to find the new 'thing' and the possibilities it brings for improved vinyl floor manufacturing. Oh boy, do we have exciting news! We have invested in a state-of-the-art production line capable of recycling old vinyl floors that can be transformed into new ones for your home. This groundbreaking initiative allows us to employ a circular methodology that significantly reduces the demand for finite resources. Creating a more responsible and resource-efficient production process.

LIFETIME WARRANTY*

As if the incredible durability of a Pergo floor wouldn't be enough – each floor also comes with a lifetime warranty. Yes, that's quite amazing. We want you to rest assured that your Pergo floor will stand by you, no matter what life brings. This while also reducing our environmental footprint, as the floor's lifespan extends way beyond the ordinary. Therefore, we are also directly reducing consumption and waste and paving the way to a more sustainable future.









* For full warranty conditions visit pergo.com.

VINYL PLANKS & TILES


RIGID CLICK

Transform the feeling of your entire room. Make it wider, narrower, longer, darker or lighter depending on which size and colour you choose – the options are endless.

				
VORMA 630 x 126 mm	GLOMMA 1494 x 209 mm	NAMSEN 1251 x 189 mm	NEW ISEFJORD 856 x 428 mm	VISKAN 610 x 303 mm




14 VORMA
Herringbone vinyl planks in a modern generous size.



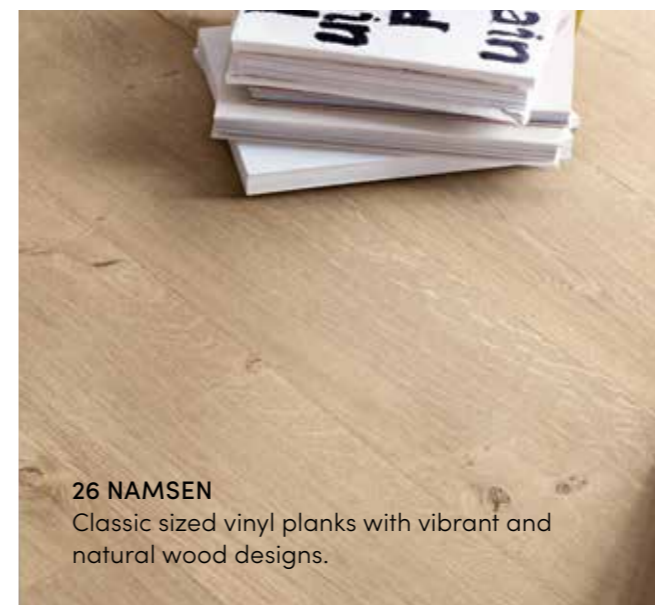
30 NEW ISEFJORD
Medium sized vinyl tiles with classic and elegant stone designs.




20 GLOMMA
Medium sized vinyl planks with soothing, natural wood designs.



34 VISKAN
Classic sized vinyl tiles with stylish stone and slate designs.



26 NAMSEN
Classic sized vinyl planks with vibrant and natural wood designs.



40 ACCESSORIES
Use our large range of accessories to mix and match. From skirtings to stair covers and profiles, Pergo has got you covered.



VORMA V4524-40309 NATURAL NORWEGIAN OAK



VORMA V4524-40309 NATURAL NORWEGIAN OAK

VORMA - A HERRINGBONE DREAM FOR ANY ROOM

Reminiscent of fine manor houses and heritage buildings, our Vorma herringbone rigid vinyl floors bring elegance and a sense of luxury to any room. With a generous, contemporary plank size and available in a variety of different decors, you will be able to create a statement in any room of your home.

And thanks to the Aquasafe technique, Vorma is a great choice even in rooms where the risk of spills is high.



VORMA V4524-49234 GREIGE NORWEGIAN OAK



VORMA V4524-40284 WARM NORWEGIAN OAK
STAIR COVERS: PGVSTR402084



BEIGE NORWEGIAN OAK
PAD PRO V4524-40215



GREIGE NORWEGIAN OAK
PAD PRO V4524-49234




NATURAL NORWEGIAN OAK
PAD PRO V4524-40309



WARM NORWEGIAN OAK
PAD PRO V4524-40284



WARM HILL OAK
PAD PRO V4524-49243




BROWN HERITAGE OAK
PAD PRO V4524-49231

VORMA

PAD PRO 630 × 126 × 5+1 MM | 4-WAY BEVEL | HERRINGBONE

Vorma floors are very durable with a high resistance to stains and wear. Vorma has a waterproof surface, which makes it a great choice even for your kitchen or hallway. With the Unizip® click system Vorma planks can easily be clicked together, without the difficulty of trying to keep track of right and left planks.

As our Vorma planks also come with the underlay already attached, installing your herringbone dream couldn't be easier.






WATERPROOF AND DURABLE

Thanks to AquaSafe and a superior protective top layer Pergo vinyl floors offer high resistance to wear, stains and water.

GLOMMA V4431-49254 GREIGE IRISH OAK



GLOMMA

The Glomma floor has a natural look that brings true Scandinavian elegance to any room. With an extra strong core and a superior protective top-layer, Glomma flooring is durable and has a high resistance to stains and wear.



GLOMMA V4431-49248 GOLDEN MEADOW OAK



GLOMMA V4431-49251 GREIGE MEADOW OAK



GLOMMA V4431-49244 BRIGHT HILL OAK



GLOMMA V4431-49245 GREY HILL OAK



LIGHT MEADOW OAK
PAD PRO V4431-49250

NATURAL MEADOW OAK
PAD PRO V4431-49249

BRIGHT HILL OAK
PAD PRO V4431-49244

GREIGE IRISH OAK
PAD PRO V4431-49254

GREIGE MEADOW OAK
PAD PRO V4431-49251

GREY IRISH OAK
PAD PRO V4431-49253



GREY HILL OAK
PAD PRO V4431-49245

GREIGE COTTAGE OAK
PAD PRO V4431-49246

NATURAL IRISH OAK
PAD PRO V4431-49252

GOLDEN MEADOW OAK
PAD PRO V4431-49248

WARM HILL OAK
PAD PRO V4431-49243

SMOKED IRISH OAK
PAD PRO V4431-49255



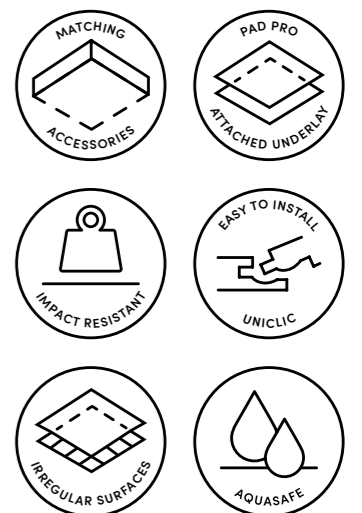
BROWN MEADOW OAK
PAD PRO V4431-49247


DARK COTTAGE OAK
PAD PRO V4431-49242

GLOMMA

PAD PRO 1494 × 209 × 5 + 1 MM | 4-WAY BEVEL | MEDIUM PLANKS

Glomma is the choice that lets your house breathe. The planks have a well balanced size that will suit rooms of any size. Glomma has a waterproof click, which makes it ideal for kitchens and other places with water spills. Glomma is also a perfect choice for renovations. It's easily installed even on uneven surfaces, like tiled floors. Install it easily with the Uniclic® click system.





NAMSEN

Namsen brings a contemporary take on classic oak style floors, creating a cool look with a natural feel. Play and pet proof, Namsen floors are very durable and have a high resistance to stains and wear.

NAMSEN V4307-49234 GREIGE NORWEGIAN OAK



WHITE HERITAGE OAK
PAD PRO V4307-49233

LIGHT NORWEGIAN OAK
PAD PRO V4307-40285

BRIGHT HERITAGE OAK
PAD PRO V4307-49232

GREIGE NORWEGIAN OAK
PAD PRO V4307-49234

GREY NORWEGIAN OAK
PAD PRO V4307-40216

GREIGE FOREST OAK
PAD PRO V4307-40218



ORIGINAL ARDECHE OAK
PAD PRO V4307-49228

BRIGHT ARDECHE OAK
PAD PRO V4307-40221

BEIGE NORWEGIAN OAK
PAD PRO V43 07-40215

WARM NORWEGIAN OAK
PAD PRO V4307-40284

NATURAL NORWEGIAN OAK
PAD PRO V4307-40309

WARM HERITAGE OAK
PAD PRO V4307-49230



NATURAL ARDECHE OAK
PAD PRO V4307-40220


LIGHT CABIN OAK
PAD PRO V4307-40224

NATURAL FOREST OAK
PAD PRO V4307-40219

GOLDEN ARDECHE OAK
PAD PRO V4307-49227

SMOKED CABIN OAK
PAD PRO V4307-40223

NATURAL HERITAGE OAK
PAD PRO V4307-49229



NATURAL CABIN OAK
PAD PRO V4307-40222

BROWN HERITAGE OAK
PAD PRO V4307-49231



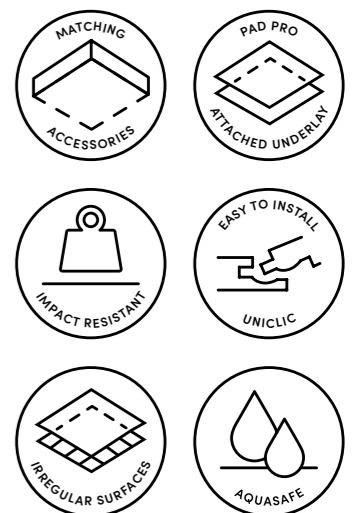
NAMSEN V4307-49232 BRIGHT HERITAGE OAK

NAMSEN

PAD PRO 1251 × 189 × 4 + 1 MM | 4-WAY BEVEL | SMALL PLANKS

Namsen is a real pleaser and will fit any room. It's the nature-like designs that sets this range apart. You can almost feel the wood grains and knots, can't you? Namsen offers an impressive number of decors, making it almost impossible not to find your favourite.

Install it easily with the Uniclic® click system.





ISEFJORD V4422-49241 BEIGE CEMENTO

ISEFJORD

With Isefjord, the possibilities feel endless. Its modern designs, tactile surfaces and perfectly balanced medium-sized tiles bring effortless elegance to any room. From the sleek calm of smooth concrete to the timeless beauty of classic stone, or the luxurious character of Travertine – Isefjord transforms everyday spaces into something truly special. And unlike real stone or concrete, its soft, silent surface makes every step more comfortable – combining timeless beauty with everyday well-being.



ISEFJORD V4422-49237 GREY GRITTY STONE



BEIGE GRITTY STONE
PAD PRO V4422-49236



GREY GRITTY STONE
PAD PRO V4422-49237



DARK GRITTY STONE
PAD PRO V4422-49235



CLAY CEMENTO
PAD PRO V4422-49240



BEIGE CEMENTO
PAD PRO V4422-49241



IVORY TRAVERTINE
PAD PRO V4422-49238



GREIGE TRAVERTINE
PAD PRO V4422-49239

NEW ISEFJORD

PAD PRO 856 × 428 × 5+1 MM | 4-WAY BEVEL | MEDIUM TILES

Beautiful Isefjord combines the stylish look of concrete and stone in a versatile medium size that suits most rooms. Its superior protective top layer ensures lasting resistance to scratches, wear and stains.

With AquaSafe technology, the surface is fully waterproof and thanks to its integrated underlay and the Uniclic® system, installation is quick and effortless.





VISKAN V4320-49258 DARK SLATE

VISKAN

Viskan floor tiles effortlessly blend the timeless elegance of stone with a soft, inviting warmth beneath your feet. With their wear, stain and water resistance, they stand strong in high-traffic areas like kitchens and hallways, offering both beauty and practicality that last.



VISKAN V4320-49235 DARK GRITTY STONE



VISKAN V4320-49236 BEIGE GRITTY STONE



BEIGE GRITTY STONE
PAD PRO V4320-49236



GREY GRITTY STONE
PAD PRO V4320-49237



DARK GRITTY STONE
PAD PRO V4320-49235

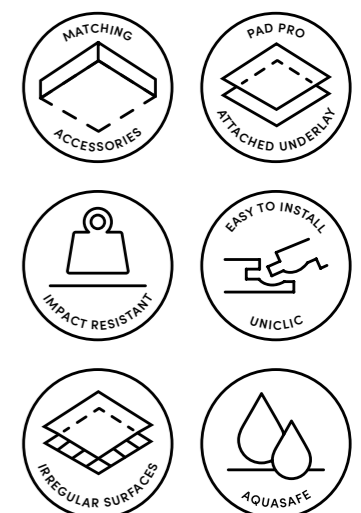


DARK SLATE
PAD PRO V4320-49258

VISKAN

PAD PRO 610 × 303 × 4 + 1 MM | 4-WAY BEVEL | TILES

The Viskan range is designed for stone lovers. The Rigid Vinyl tiles look like the real deal but are less fragile. And with superior impact resistance, dropping things on the floor is a lot less of a worry. Uniclic® allows Viskan to be installed smoothly, even on uneven surfaces, making it perfect for renovation jobs. This really makes choosing Viskan a no brainer for anyone who appreciates functional design.



IT ALL STARTS WITH THE FLOOR

IDEAS AND INSPIRATION FROM AN INTERIOR DESIGNER

We sat with Pella Hedeby, Swedish interior designer and stylist, to get tips on what to think about when you decorate your home. Pella has lots of experience in decorating private homes and commercial premises and is passionate about what materials you should choose and everything else about interior design, from flooring to colour combinations.



What are the main things you should think about, when decorating your home?

The bases are everything. If you have well-thought-out material choices that follow a common theme through your home, then you have a great base for the way you furnish. "Less is more" may be a bit of a tired expression, but it's so true. Put lots of thought into what you add. Often it doesn't take much to create that homely feeling. Less "things" make it easier to keep your house tidy and enjoy what you have.

What are the future trends of colours and colour combinations?

I have a restrained approach to trends. Whether it's colours, materials or things. Sure, I can be inspired by something new, but I always ask myself, "Is it something I could live with over time? Did I like this 10 years ago and will I like it after 10-20 years?"

Having said that we see more colour and playfulness in many places today. Together with a minimalist, stripped-down, toned-down expression. It's important to remember that we are all different. Some people constantly need

new impressions and a lot of pulse to get energy. I belong to the group that takes in the smallest shade, filled with a streak of light, a scent and feeling in a texture. So I need to scale back and minimize things to experience balance and harmony.

In my world, materials and textures set the tone and feeling in a room. Then you can work with the smaller details.

Tone-in-tone or mixing your favourites. Like when you put together a bouquet of flowers, layering shapes and colours.


"CHOOSE A FLOOR THAT LASTS OVER TIME"

What things about flooring should you think about if you want to give a room extra space?

Lighter shades give you a more airy feeling. It's the same when you add colour to other surfaces. It reflects light and gives you that feeling of space.

Any rules about combining colour on floors and walls?

When decorating a new home, or renovating from scratch, my tip is to always start with the floor. You lay a floor so it lasts a long time, slightly more long-lasting than the colour



of the walls. The floor forms a large part of the interior and the feeling in the room. The sense of style is set with the floor and the choice of skirtings should be in harmony with the architecture. A great way to put it all together is to create a mood board with samples of materials, colours and inspirational images.

Should flooring in different rooms have to match each other, or should I see each room as unique?

I think it's nice to think holistically and let one material be the base everywhere. But different rooms naturally have different functional requirements. So I would say that it's increasingly common to mix different types of floors based on function and focusing on sustainability.

What's the biggest mistake people make when choosing a new floor?

Many people start with colours and other materials and interior details, leaving the floor as a compromise. I suggest you turn that upside down. The main thing is to choose a floor that

lasts over time. It's costly and time consuming to replace a floor, so choose what is the base of your home carefully.

Any thoughts regarding mixing different types of wood on floors and furniture?

Instead of mixing different types of wood flooring, I'd mix and match different types of wood on floors with other furnishings. For example, it's nice to mix furniture and interior details with a vintage patina that contrast with the choice of materials. I think natural material choices are always welcome elements that add a genuine feeling to any home. If there is a "rule", it's better that it's a complete, natural contrast than something that melts together – but doesn't really. Here you can balance the feeling that if a floor takes loads of space, you can add something to balance it. Like adding a rug and then furnishing with wooden furniture. Or working with wood in smaller details, a hook strip, a wooden bowl or the frames around, art on the wall...




PELLA HEDEBY
INTERIOR DESIGNER



1. SKIRTINGS
Give your interior that stylish impression with skirtings that have the same look as the floor. You can also go for the white and paintable skirtings to match the colour of the wall.



3. EXPANSION PROFILES
Floors in connecting rooms melt together thanks to a colour matched expansion profile. Read more about our Incizo® 4-in-1 solution on page 44.



4. ADAPTER & END PROFILES
An elegant way to make a transition when vinyl floors meet other surfaces. Use an end profile between vinyl and windows and an adapter profile between vinyl and lower floor surfaces. Available in our Incizo® 4-in-1 solution.



5. STAIR COVERS
Pergo flooring is an excellent choice for staircases. Stair covers provide an elegant finish to each step.

YOUR FLOOR – FINISHED IN STYLE

Choose from our wide range of accessories to give your interior that perfectly finished look. From seamless transitions to stairs or walls, or a skirting that finishes off the room in style. Details make perfection.

SKIRTINGS

Finish the look with Floor-made skirtings, or complete your interior style with one of the many paintable white skirtings.

PROFILES

Hide those saw cuts and give your floor room to expand with profiles. Create a smooth transition with the colour matched Incizo® profile. Or go for a metal finish.

ALL YOU NEED TO INSTALL, FINISH AND MAINTAIN YOUR FLOOR

A vinyl floor is more than the planks you walk on. It's a complete home decor solution. That's why Pergo also offers a full line of accessories. Everything you need for trouble-free installation, finishing and maintenance.


NEW FLOOR-MADE ACCESSORIES

Explore our carefully curated selection of accessories, designed to perfectly complement our exceptional floors.

For full article number, scan or go to pergo.com



FLOOR-MADE SKIRTINGS




SMALL SKIRTING

NAMSEN & VORMA
PGVFCPSK(-)SP

GLOMMA & VORMA
PGVFCPSK(-)MP

ISEFJORD
PGVFCPSK(-)MT

VISKAN & VORMA
PGVFCPSK(-)ST



MEDIUM SKIRTING

NAMSEN & VORMA
PGVFCPSK(-)SP

GLOMMA & VORMA
PGVFCPSK(-)MP

ISEFJORD
PGVFCPSK(-)MT

VISKAN & VORMA
PGVFCPSK(-)ST

FLOOR-MADE PROFILES



INCIZO® 4-IN-1 PROFILE

NAMSEN & VORMA
PGVFCINCP(-)SP

GLOMMA & VORMA
PGVFCINCP(-)MP

ISEFJORD
PGVFCINCP(-)MT

VISKAN & VORMA
PGVFCINCP(-)ST

FLOOR-MADE STAIR COVERS



STAIR COVER

NAMSEN & VORMA
PGVSTRBSP(-)

GLOMMA & VORMA
PGVSTRBMP(-)



FLOOR-MADE ACCESSORIES


Discover our carefully curated selection of accessories, designed to perfectly complement our unique floors. We call them Floor-made accessories. Crafted from the same high-quality planks as our floors, these accessories are engineered to blend effortlessly with your flooring, ensuring a flawless, unified look throughout your space. Each piece is meticulously designed to enhance the beauty of your floor, creating a cohesive and unified aesthetic.

Our complete range of Floor-made accessories and flooring options offers a truly unique solution, giving you the opportunity to create a perfectly coordinated and harmonious environment in your home.

SKIRTINGS FOR A PERFECT FINISH

When it comes to laminate flooring, beauty really is in the details. What would the new living room floor be without the skirtings to match?

WHITE CLICKABLE SKIRTINGS




WHITE SMALL SKIRTING

CLICKABLE

1260 × 12 × 50 mm
SFSKCLICKWHITE126

2400 × 12 × 50 mm
SFSKCLICKWHITE240



WHITE MEDIUM SKIRTING

CLICKABLE

1260 × 12 × 70 mm
SFPSKCLICKWHITE126

2400 × 12 × 70 mm
SFPSKCLICKWHITE240




WHITE LARGE SKIRTING

CLICKABLE

1260 × 14 × 100 mm
SFTSKCLICKWHITE126

2400 × 14 × 100 mm
SFTSKCLICKWHITE240

PAINTABLE SKIRTINGS



PAINTABLE SCOTIA

STANDARD

2400 × 17 × 17 mm
PGSCOTPAINTA



PAINTABLE SMALL SKIRTING

STANDARD

2400 × 12 × 58 mm
PGSKPAINTA



PAINTABLE MEDIUM SKIRTING

STANDARD


2400 × 14 × 77 mm
PGPSKPAINTA



PAINTABLE LARGE SKIRTING

-

-



PAINTABLE COVER SKIRTING

STANDARD

2400 × 16 × 129 mm
PGISKRCOVER

-

CLICKABLE

1260 × 12 × 50 mm
SFSKCLICKPAINT126

2400 × 12 × 50 mm
SFSKCLICKPAINT240

CLICKABLE

1260 × 12 × 70 mm
SFPSKCLICKPAINT126

2400 × 12 × 70 mm
SFPSKCLICKPAINT240

CLICKABLE

1260 × 14 × 100 mm
SFTSKCLICKPAINT126

2400 × 14 × 100 mm
SFTSKCLICKPAINT240

-

WATERPROOF

2400 × 13 × 58 mm
PGHSK58PAINT

WATERPROOF

2400 × 15 × 80 mm
PGHSK80PAINT

NEW 4 PERFECT FINISHES IN 1 SINGLE PRODUCT


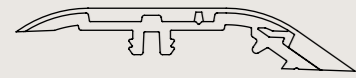
Incizo®-patented profiles that perfectly match your vinyl floor. Simply cut the profile to the shape you need. An all-in-one solution that provides a seamless result.

INCIZO® 4-IN-1 PROFILE
(-) × 43 × 8 mm*


*SP: 1225mm | *MP: 1475mm
*ST: 575mm | *MT: 825mm

Floor-made, one on one match with the floor.

PGVINCP(-)
For full article number, go to pergo.com




END PROFILE
(-) × 23 × 8 mm*
To cover the expansion joint between floor and e.g. wall, window or threshold.



EXPANSION PROFILE
(-) × 35 × 8 mm*
To cover the expansion joint between two floors of the same height.



ADAPTER PROFILE
(-) × 43 × 8 mm*
To cover the expansion joint between a higher and a lower floor.



TRANSITION PROFILE
(-) × 23 × 8 mm*
To cover the expansion joint between floor and e.g. carpet.

For full article number, go to pergo.com




For more information about Incizo® profile please visit our webpage.




METAL PROFILES

Slim and elegant profiles in wear and scratch resistant aluminium to finish of expansion gaps or staircases.

AVAILABLE IN 5 COLOURS:



ADAPTER PROFILE
2000 × 38 × 7 mm
To cover the expansion gap between a higher and a lower floor. Surface: aluminium.
NEVADPSILV | NEVADPCOFF | NEVADPCLAY
NEVADPCHAM | NEVADPBLACK



EXPANSION PROFILE
2000 × 34 × 7 mm
To cover the expansion gap between two floors of the same height. Surface: aluminium.
NEVEXPSILV | NEVEXPCOFF | NEVEXPCLAY
NEVEXPCHAM | NEVEXPBLACK



END PROFILE
2000 × 24 × 7 mm
To cover the expansion gap between floor and e.g. wall, window or threshold. Surface: aluminium.
NEVENPSILV | NEVENPCOFF | NEVENPSCLAY
NEVENPCHAM | NEVENPBLACK



MULTIFUNCTIONAL PROFILE SILVER
1860 × 47 × 16 mm
The Pergo multifunctional profile can level height differences for a smooth transition onto any other type of floor.
Suitable for height differences of 0 – 12,3 mm. Surface: aluminium.
PGPRSILV

MATCHED STAIR COVER

Give your staircase a fresh look with easy-to-install stair covers. These durable yet elegant stair covers are made from floor planks, which guarantees a 100% seamless matching fit with your floor. Only available for Namsen, Glomma and Vorma* floors.

QUICK AND EASY INSTALLATION

A really fast way to install with Multiglu. |

FLOOR-MADE FINISH

Use the same stair cover as your floor to give your home that seamless look. |

SCRATCH AND WEAR RESISTANT

A stair that will keep its good look for years and years to come.



COLOUR MATCHED RISERS INSTALLATION

Gives your stair a seamless look from top to bottom.



PAINTED RISERS INSTALLATION

Install just the treads and paint the rest in the same colour as the wall.

VINYL STAIR COVER - BULLNOSE

Durable vinyl tread cover with a bullnose stair nosing to cleanly finish your stairs. Since stair covers are made of your floor's material, the colour matches 100%.

PGVSTRBMP(-) 1474 x 136 x 54 mm (for Glomma and Vorma)
PGVSTRBSP(-) 1231 x 113 x 54 mm (for Namsen and Vorma)

For full article number, go to pergo.com



EXISTING BULLNOSE INSTALLATION

Install the staircover over the existing bullnoses.



90° STEP INSTALLATION

If the stair has no bullnose, you will need wooden bars, screws and plugs to create a bullnose.

For the full article number, visit pergo.com.



*GIVE THE FLOOR
AND STAIRS THAT
SEAMLESS LOOK*



WATERPROOF MADE EASY

Installing a waterproof floor is really easy. Follow the steps below and get your vinyl floors ready for splashes, damp and the kids indoor water games.

TWO TOOLS TO GIVE YOUR FLOOR A WATERTIGHT FINISH.

1. FOAMSTRIP

15 m x 8 mm x 5 mm

An elastic filler for gaps around the floor perimeter.

NEVRFOAMSTRIP15

2. AQUA SEALANT


310 ml

Transparent silicone to combine with the Foamstrip for a watertight finish of your floor. One tube for 15 m.

PGKITTRANSP

A TOTAL FLOOR SOLUTION

Pergo vinyl flooring is well known for being easy to install. Naturally, we have all the accessories you need to do the job with ease and to keep your floor in perfect condition.



1

MULTIGLUE

290 ml

This multifunctional glue is your trusted companion while installing all Pergo accessories. Whether it's skirtings or profiles - this glue is the perfect match. One tube glues 15 running metres of skirtings.

PGGLUE290

2

COLOURED SEALANT

310 ml

Acrylic-based paste for a beautiful finish between skirtings and walls. Available in 14 different colours. One tube for 15 running metres.

PGKIT(-)B

For full article number, go to pergo.com

3

AQUA SEALANT

310 ml

Transparent silicone to use on top of the Foamstrip for a watertight finish of your floor. This is necessary to take advantage of our water resistance warranty. One tube for 15 running metres.

PGKITTRANS

4

VINYL INSTALLATION TOOL

This tool can be used in two ways: it helps you to precisely cut your vinyl floor with the Vinyl knife, while it protects your hand, and it allows you to easily install your floor in hard-to-reach places thanks to the lever function.

PGVTOOL

5

PIPE COVERS

2 pc / pack

These stainless steel covers finish your pipes and heating elements neatly.

Inner diameter: 18 mm. Outer diameter: 54 mm.

PGPCINOX18

Inner diameter: 22 mm. Outer diameter: 54 mm.

PGPCINOX22

6

INSTALLATION SET

Installation set that contains a tapping block, a metal crowbar and 20 spacers to quickly install your floor without damaging it.

PGTOOLA

7

VINYL KNIFE

Sturdy and professional utility knife ideal for cutting curves and shapes out of your vinyl floor. It contains 5 ultra-sharp and curved blades. For an optimal result, you can combine it with the Vinyl installation tool.

PGVKNIFEC

REFILL SET FOR VINYL KNIFE

This refill pack contains 40 blades for the Vinyl knife. They are packaged in a solid and safe metal box.

NEVKNIFEREFILL40

8

FLOOR CLEANER

1l

This product thoroughly cleanses your floor, protects the surface and helps preserve its original appearance. It's biodegradable which makes it a truly sustainable choice. Floor cleaner has been specifically developed for Pergo floors.

PGCLEANECO1000

9

SPOT CLEANER

250 ml

This product removes even the most persistent stains, such as those from permanent markers, paint, red wine, kitchen spills and more. Spot cleaner has been specifically developed for Pergo floors.

PGSPOTCLEAN

10

REPAIR KIT

A quick and easy way to repair damaged planks in colours that match your Pergo floor. Contains 1 melting knife, 1 comb and 7 wax blocks. For more information on how to mix colours visit pergo.com.

PGREPAIR

11

CLEANING MOP

Microfibre mop washable up to 60 °C. Compatible with the Pergo Cleaning kit.

PGSPRAYMOP

12

CLEANING KIT

Pergo Cleaning Kit includes everything you need for simple, effective and gentle cleansing of your Pergo floor. The kit includes: Floor mop including a refillable water tank, a reusable and washable microfibre mop and a bottle of Floor Cleaner 1L.

PGSPRAYKIT

FIND THE RIGHT FLOOR FOR YOUR PROJECT

Choosing the right floor is often the hardest part of refreshing your interior. Here are some tips to get you started and help guide you towards the perfect floor.

PREPARE FOR WEAR

Our durable, hard-wearing floors stay beautiful for longer. They are the ideal choice for a busy hallway or kitchen.

LET'S TALK ABOUT WATER

A waterproof floor is nice to have in a living room. But in the kitchen, it's a must. Our waterproof floors are also stain resistant.

SIZE MATTERS

Large boards boost the feeling of space in a large room, so if your home allows for it, go big.

THE FINISHING TOUCH

Accessories have a big impact on the look of your room. Choosing a matching skirting makes your room feel complete and creates a solid impression.

USE FLOORLAB


Want more from your floor? Use the FloorLab app. Take a photo of your home and get a real life impression of what your selected floor will look like in your room. Getting the perfect fit just got simple.

VISIT A PERGO SUPPLIER

To see and feel the floors in real life, please go to our website to find your nearest local Pergo supplier.

TRY FLOORLAB

SEE HOW A FLOOR CAN CHANGE THE APPEARANCE OF YOUR HOME JUST BY UPLOADING A PHOTO.



THE PERFECT RESULT IS JUST A CLICK AWAY

Watch step-by-step videos on pergo.com to guide you through the whole installation process

UNICLIC®: FAST AND EASY CLICK INSTALLATION

The smart Uniclic click system offers two different installation options and will help make your job quick and easy.



UNIZIP®: HASSLE-FREE HERRINGBONE INSTALLATIONS

While most herringbone floors require two types of panels (left and right), the Unizip® technology makes it possible to lay the floor with one type of panel only.





PERGO®

Floors for real life

Product images may differ from actual product. The availability of products, or the products themselves, may change at any time without notice. With reservation for errors. Contents © 2026 by Unilin bv – division flooring. All Rights Reserved. The contents of this brochure may not be reproduced in whole or in part without prior written permission from the publisher. For consumer questions and retailers visit pergo.com.

Pergo is a quality product produced by UNILIN BV, division flooring, Ooigemstraat 3, 8710 Wielsbeke, Belgium

a brand of  UNILIN